

Course: Spring2025ECON2020S01: ECON2020 Spring25 S01 Applied Economics Analysis-S01
Instructor: Toru Kitagawa
TA: Ruchi Mahadeshwar,Matthew DeHaven *
Response Rate: 15/19 (78.95 %)


1 - My teaching assistant (Matthew DeHaven):

was consistently prepared.

Response Option				Weight	Frequency	Percent	Percent Responses		Means										
Strongly Agree				(5)	13	86.67%			4.87	4.60	4.61	4.59							
Agree				(4)	2	13.33%													
Neutral				(3)	0	0.00%													
Disagree				(2)	0	0.00%													
Strongly Disagree				(1)	0	0.00%													
N/A				(0)	0	0.00%													
							0	25	50	100	Question		Brown University		Division		Department		
Response Rate		Mean	STD	Median	Brown University		Mean	STD	Median	Division		Mean	STD	Median	Department		Mean	STD	Median
15/19 (78.95%)		4.87	0.35	5.00	12526		4.60	0.71	5.00	3433		4.61	0.70	5.00	1393		4.59	0.72	5.00


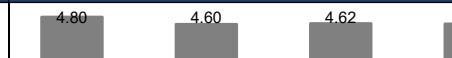
1 - My teaching assistant (Matthew DeHaven):

effectively engaged students (e.g. encouraged student participation; was responsive to questions; offered opportunities for discussion in pairs or small groups).

Response Option				Weight	Frequency	Percent	Percent Responses	Means												
Strongly Agree				(5)	11	73.33%		4.73		4.55		4.56		4.55						
Agree				(4)	4	26.67%														
Neutral				(3)	0	0.00%														
Disagree				(2)	0	0.00%														
Strongly Disagree				(1)	0	0.00%														
N/A				(0)	0	0.00%														
							0	25	50	100	Question		Brown University		Division		Department			
Response Rate		Mean	STD	Median	Brown University		Mean	STD	Median		Division		Mean	STD	Median	Department		Mean	STD	Median
15/19 (78.95%)		4.73	0.46	5.00	12490		4.55	0.77	5.00		3428		4.56	0.77	5.00	1391		4.55	0.77	5.00



1 - My teaching assistant (Matthew DeHaven):

was responsive to students (e.g. was available during office hours; was responsive to questions; was responsive to requests to meet).

Response Option				Weight	Frequency	Percent	Percent Responses	Means											
Strongly Agree				(5)	12	80.00%			4.80		4.60		4.62		4.61				
Agree				(4)	3	20.00%													
Neutral				(3)	0	0.00%													
Disagree				(2)	0	0.00%													
Strongly Disagree				(1)	0	0.00%													
N/A				(0)	0	0.00%													
							0	25	50	100	Question		Brown University		Division		Department		
Response Rate		Mean	STD	Median	Brown University		Mean	STD	Median	Division		Mean	STD	Median	Department		Mean	STD	Median
15/19 (78.95%)		4.80	0.41	5.00	12493		4.60	0.71	5.00	3424		4.62	0.70	5.00	1385		4.61	0.69	5.00

1 - My teaching assistant (Matthew DeHaven):

made content clear and understandable.

Response Option				Weight	Frequency	Percent	Percent Responses	Means										
Strongly Agree				(5)	12	80.00%			Question		Brown University		Division		Department			
Agree				(4)	3	20.00%												
Neutral				(3)	0	0.00%												
Disagree				(2)	0	0.00%												
Strongly Disagree				(1)	0	0.00%												
N/A				(0)	0	0.00%												
							0	25	50	100								
Response Rate		Mean	STD	Median	Brown University		Mean	STD	Median		Division		Mean	STD	Median		Department	
15/19 (78.95%)		4.80	0.41	5.00	12508		4.53	0.79	5.00		3427		4.55	0.79	5.00		1392	

Course: Spring2025ECON2020S01: ECON2020 Spring25 S01 Applied Economics Analysis-S01
Instructor: Toru Kitagawa
TA: Ruchi Mahadeshwar,Matthew DeHaven *
Response Rate: 15/19 (78.95 %)

1 - My teaching assistant (Matthew DeHaven):

provided clear feedback on assignments that improved my learning.

Response Option				Weight	Frequency	Percent	Percent Responses		Means										
Strongly Agree				(5)	11	78.57%	<div><div></div></div>		4.77		4.51		4.51		4.54				
Agree				(4)	1	7.14%	<div><div></div></div>												
Neutral				(3)	1	7.14%	<div><div></div></div>												
Disagree				(2)	0	0.00%	<div><div></div></div>												
Strongly Disagree				(1)	0	0.00%	<div><div></div></div>												
N/A				(0)	1	7.14%	<div><div></div></div>												
								0	25	50	100	Question		Brown University		Division		Department	
Response Rate		Mean	STD	Median	Brown University		Mean	STD	Median	Division		Mean	STD	Median	Department		Mean	STD	Median
14/19 (73.68%)		4.77	0.60	5.00	12477		4.51	0.82	5.00	3414		4.51	0.84	5.00	1381		4.54	0.79	5.00

1 - My teaching assistant (Matthew DeHaven):

Overall, I rate this teaching assistant as effective.

Response Option				Weight	Frequency	Percent	Percent Responses		Means										
Strongly Agree				(5)	12	80.00%													
Agree				(4)	3	20.00%													
Neutral				(3)	0	0.00%													
Disagree				(2)	0	0.00%													
Strongly Disagree				(1)	0	0.00%													
N/A				(0)	0	0.00%													
							0	25	50	100	Question		Brown University		Division		Department		
Response Rate		Mean	STD	Median	Brown University		Mean	STD	Median	Division		Mean	STD	Median	Department		Mean	STD	Median
15/19 (78.95%)		4.80	0.41	5.00	12409		4.56	0.75	5.00	3390		4.57	0.76	5.00	1378		4.57	0.74	5.00

2 - What has been particularly effective about Matthew DeHaven's approach to teaching in this course?

Response Rate	5/19 (26.32%)
<ul style="list-style-type: none"> • Matt was an extremely clear and engaging lecturer. He designed the course to be extremely applicable to our work, and every assignment helped to reinforce the skills and concepts we learned in class. The course was super organized and with accessible material that we can refer back to in our applied work. The lectures included a lot of practical examples and demonstrations of the skills we were learning, including hands-on coding practice. I appreciated the daily class feedback forms. He was also very welcoming and non-judgmental of questions, and always was able to answer them. I would 100% recommend this course and instructor to other students. I learned a lot! • Matt is always supremely well prepared and organizes content thoughtfully for students of many levels of background experience. • Taught the course. Very well prepared. • Matt designed the course to target all learning styles and provide us many opportunities to practice our learnings. The feedback forms after each class and weekly assignments were very beneficial, especially the ones that allowed us to review and get feedback from our peers. It was also a great idea to invite guest experts in certain topics. It was evident that Matt cared about the class and his teaching style. He was also great at directing us to the right sources. • Matthew was always very well prepared and it showed he was very passionate about teaching and what he was teaching, which definitely was very motivating 	

3 - What specific advice would you have for Matthew DeHaven about changes that would enhance your learning?

Response Rate	4/19 (21.05%)
<ul style="list-style-type: none"> • More in-class supervised coding exercises, and more challenging tasks therein, would have helped concretize concepts. • No notes. • Matt's teaching and care for the class were great, I hope he continues to have this approach. He would sometimes share an overall feedback for the class. I think it would be beneficial if he communicated some of the expectations at the beginning of the term and ensured better that his feedback reaches the right audience. • Nothing, everything was great! 	