

**Course:** Spring2024ECON2020S01: ECON2020 Spring24 S01 Applied Economics Analysis-S01  
**Instructor:** Matthew DeHaven \*  
**TA:** Eddie Wu  
**Response Rate:** 13/16 (81.25%)

1 - Please indicate your reason(s) for taking this course (check all that apply):					
Response Option	Weight	Frequency	Percent	Percent Responses	
Pre-requisite for other course(s)	(1)	0	0.00%		
Requirement for my academic program	(2)	11	84.62%	██████████	
Considering this field as my potential concentration	(3)	0	0.00%		
To strengthen my graduate school applications	(4)	1	7.69%	█	
Elective within my academic program	(5)	1	7.69%	█	
Elective outside of my academic program	(6)	0	0.00%		
Reputation of instructor	(7)	0	0.00%		
Interest in topic	(8)	2	15.38%	██	
<b>Response Rate</b>		13/16 (81.25%)			

2 - Please indicate how often you attended class or for an online course how often you completed modules or other online activities on schedule.					
Response Option	Weight	Frequency	Percent	Percent Responses	Means
Always	(4)	7	58.33%	██████████	
Frequently	(3)	3	25.00%	████	
About half of the time	(2)	2	16.67%	███	
Less than half of the time	(1)	0	0.00%		
				0 25 50 100	
<b>Response Rate</b>		12/16 (75.00%)			

3 - What proportion of class preparation and assignments (e.g. reading; daily homework; papers; problem sets) did you complete?					
Response Option	Weight	Frequency	Percent	Percent Responses	Means
Some optional tasks in addition to everything that was required	(5)	1	8.33%	█	
Everything that was required	(4)	11	91.67%	██████████	
Most of what was required	(3)	0	0.00%		
About half of what was required	(2)	0	0.00%		
Less than half of what was required	(1)	0	0.00%		
				0 25 50 100	
<b>Response Rate</b>		12/16 (75.00%)			

4 - On average, how many hours per week were spent on this course excluding regularly scheduled class time?					
Response Option	Weight	Frequency	Percent	Percent Responses	Means
More than 16 hours per week	(6)	0	0.00%		
13 – 16 hours per week	(5)	0	0.00%		
9 – 12 hours per week	(4)	0	0.00%		
5 – 8 hours per week	(3)	5	41.67%	██████████	
1 – 4 hours per week	(2)	6	50.00%	██████████	
Less than 1 hour per week	(1)	1	8.33%	█	
				0 25 50 100	
<b>Response Rate</b>		12/16 (75.00%)			

**Course:** Spring2024ECON2020S01: ECON2020 Spring24 S01 Applied Economics Analysis-S01  
**Instructor:** Matthew DeHaven \*  
**TA:** Eddie Wu  
**Response Rate:** 13/16 (81.25%)

**5 - Reflecting on your efforts, to what extent do you agree with the statement: I put in enough effort to learn from this course.**

Response Option				Weight	Frequency	Percent	Percent Responses	Means							
Strongly Agree				(5)	8	66.67%		4.67	4.35	4.36	4.31				
Agree				(4)	4	33.33%									
Neither Agree nor Disagree				(3)	0	0.00%									
Disagree				(2)	0	0.00%									
Strongly Disagree				(1)	0	0.00%									
								0	25	50	100	Question	Brown University	Division	Department
Response Rate	Mean	STD	Median	Brown University	Mean	STD	Median	Division	Mean	STD	Median	Department	Mean	STD	Median
12/16 (75.00%)	4.67	0.49	5.00	23875	4.35	0.72	4.00	5588	4.36	0.72	4.00	2109	4.31	0.74	4.00

**6 - This course:**  
**challenged me to develop new skills, ideas, concepts, or ways of thinking.**

Response Option				Weight	Frequency	Percent	Percent Responses	Means							
Strongly Agree				(5)	10	83.33%		4.75	4.48	4.48	4.43				
Agree				(4)	1	8.33%									
Neutral				(3)	1	8.33%									
Disagree				(2)	0	0.00%									
Strongly Disagree				(1)	0	0.00%									
								0	25	50	100	Question	Brown University	Division	Department
Response Rate	Mean	STD	Median	Brown University	Mean	STD	Median	Division	Mean	STD	Median	Department	Mean	STD	Median
12/16 (75.00%)	4.75	0.62	5.00	23424	4.48	0.73	5.00	5476	4.48	0.74	5.00	2040	4.43	0.71	5.00

**6 - This course:**  
**helped me develop a better understanding of the principles, theories, content, and/or facts in this area.**

Response Option				Weight	Frequency	Percent	Percent Responses	Means							
Strongly Agree				(5)	10	83.33%		4.83	4.49	4.52	4.44				
Agree				(4)	2	16.67%									
Neutral				(3)	0	0.00%									
Disagree				(2)	0	0.00%									
Strongly Disagree				(1)	0	0.00%									
								0	25	50	100	Question	Brown University	Division	Department
Response Rate	Mean	STD	Median	Brown University	Mean	STD	Median	Division	Mean	STD	Median	Department	Mean	STD	Median
12/16 (75.00%)	4.83	0.39	5.00	23361	4.49	0.74	5.00	5457	4.52	0.71	5.00	2026	4.44	0.72	5.00

**6 - This course:**  
**had assignments that helped me learn.**

Response Option				Weight	Frequency	Percent	Percent Responses	Means							
Strongly Agree				(5)	10	83.33%		4.83	4.35	4.37	4.33				
Agree				(4)	2	16.67%									
Neutral				(3)	0	0.00%									
Disagree				(2)	0	0.00%									
Strongly Disagree				(1)	0	0.00%									
								0	25	50	100	Question	Brown University	Division	Department
Response Rate	Mean	STD	Median	Brown University	Mean	STD	Median	Division	Mean	STD	Median	Department	Mean	STD	Median
12/16 (75.00%)	4.83	0.39	5.00	23370	4.35	0.86	5.00	5462	4.37	0.84	5.00	2029	4.33	0.81	5.00

**Course:** Spring2024ECON2020S01: ECON2020 Spring24 S01 Applied Economics Analysis-S01  
**Instructor:** Matthew DeHaven \*  
**TA:** Eddie Wu  
**Response Rate:** 13/16 (81.25 %)

**6 - This course:**

**Overall, I rate this course as effective.**

Response Option	Weight	Frequency	Percent	Percent Responses	Means										
Strongly Agree	(5)	10	83.33%		4.83	4.42	4.44	4.36							
Agree	(4)	2	16.67%												
Neutral	(3)	0	0.00%												
Disagree	(2)	0	0.00%												
Strongly Disagree	(1)	0	0.00%												
					0	25	50	100							
					Question	Brown University	Division	Department							
Response Rate	Mean	STD	Median	Brown University	Mean	STD	Median	Division	Mean	STD	Median	Department	Mean	STD	Median
12/16 (75.00%)	4.83	0.39	5.00	23188	4.42	0.80	5.00	5411	4.44	0.78	5.00	2009	4.36	0.79	5.00

**7 - The instructor (Matthew DeHaven): -**

**was well prepared for each class or online module (e.g. lectures, discussions, and/or in-course activities were well organized).**

Response Option	Weight	Frequency	Percent	Percent Responses	Means										
Strongly Agree	(5)	12	100.00%		5.00	4.61	4.64	4.59							
Agree	(4)	0	0.00%												
Neutral	(3)	0	0.00%												
Disagree	(2)	0	0.00%												
Strongly Disagree	(1)	0	0.00%												
N/A	(0)	0	0.00%												
					0	25	50	100							
					Question	Brown University	Division	Department							
Response Rate	Mean	STD	Median	Brown University	Mean	STD	Median	Division	Mean	STD	Median	Department	Mean	STD	Median
12/16 (75.00%)	5.00	0.00	5.00	27914	4.61	0.68	5.00	5589	4.64	0.66	5.00	2060	4.59	0.67	5.00


**7 - The instructor (Matthew DeHaven): -**

**effectively engaged students in classes or online modules (e.g. elicited student interest in the topic; encouraged student participation; was responsive to questions; offered opportunities for discussion in pairs or small groups).**


Response Option	Weight	Frequency	Percent	Percent Responses	Means										
Strongly Agree	(5)	12	100.00%		5.00	4.49	4.49	4.41							
Agree	(4)	0	0.00%												
Neutral	(3)	0	0.00%												
Disagree	(2)	0	0.00%												
Strongly Disagree	(1)	0	0.00%												
N/A	(0)	0	0.00%												
					0	25	50	100							
					Question	Brown University	Division	Department							
Response Rate	Mean	STD	Median	Brown University	Mean	STD	Median	Division	Mean	STD	Median	Department	Mean	STD	Median
12/16 (75.00%)	5.00	0.00	5.00	27838	4.49	0.82	5.00	5573	4.49	0.84	5.00	2049	4.41	0.85	5.00

**Course:** Spring2024ECON2020S01: ECON2020 Spring24 S01 Applied Economics Analysis-501  
**Instructor:** Matthew DeHaven \*  
**TA:** Eddie Wu  
**Response Rate:** 13/16 (81.25%)


**7 - The instructor (Matthew DeHaven): -**  
**effectively engaged students outside of classes or online modules (e.g. kept electronic resources up-to-date; was available during office hours; was responsive to requests to meet).**

Response Option	Weight	Frequency	Percent	Percent Responses	Means											
Strongly Agree	(5)	12	100.00%		5.00				4.47			4.47			4.37	
Agree	(4)	0	0.00%													
Neutral	(3)	0	0.00%													
Disagree	(2)	0	0.00%													
Strongly Disagree	(1)	0	0.00%													
N/A	(0)	0	0.00%													
					0	25	50	100	Question	Brown University			Division			Department
Response Rate	Mean	STD	Median	Brown University	Mean	STD	Median	Division	Mean	STD	Median	Department	Mean	STD	Median	
12/16 (75.00%)	5.00	0.00	5.00	27812	4.47	0.82	5.00	5563	4.47	0.83	5.00	2049	4.37	0.85	5.00	

**7 - The instructor (Matthew DeHaven): -**  
**made course material clear and understandable (e.g. was effective in explaining content).**

Response Option	Weight	Frequency	Percent	Percent Responses	Means											
Strongly Agree	(5)	12	100.00%		5.00				4.43			4.46			4.35	
Agree	(4)	0	0.00%													
Neutral	(3)	0	0.00%													
Disagree	(2)	0	0.00%													
Strongly Disagree	(1)	0	0.00%													
N/A	(0)	0	0.00%													
					0	25	50	100	Question	Brown University			Division			Department
Response Rate	Mean	STD	Median	Brown University	Mean	STD	Median	Division	Mean	STD	Median	Department	Mean	STD	Median	
12/16 (75.00%)	5.00	0.00	5.00	27849	4.43	0.88	5.00	5564	4.46	0.87	5.00	2050	4.35	0.90	5.00	

**7 - The instructor (Matthew DeHaven): -**  
**Overall, I rate this instructor as effective.**

Response Option	Weight	Frequency	Percent	Percent Responses	Means											
Strongly Agree	(5)	12	100.00%		5.00				4.50			4.52			4.44	
Agree	(4)	0	0.00%													
Neutral	(3)	0	0.00%													
Disagree	(2)	0	0.00%													
Strongly Disagree	(1)	0	0.00%													
N/A	(0)	0	0.00%													
					0	25	50	100	Question	Brown University			Division			Department
Response Rate	Mean	STD	Median	Brown University	Mean	STD	Median	Division	Mean	STD	Median	Department	Mean	STD	Median	
12/16 (75.00%)	5.00	0.00	5.00	27693	4.50	0.79	5.00	5537	4.52	0.80	5.00	2039	4.44	0.80	5.00	

**8 - Thinking about the overall course and its content, what has been particularly effective about Matthew DeHaven's approach to teaching in the course? -**

Response Rate	7/16 (43.75%)
<ul style="list-style-type: none"> <li>• Matt DeHaven was extraordinarily well prepared for each lecture, course material was delivered in a very effective manner (2/3 slides, 1/3 coding), deliverables were clear.</li> <li>• Matt! I think you did a wonderful job with the course. It was our most organized course yet in the program and I thought that you struck a great balance between "do this because it is good for you" and "don't spend too much time on this, it is so that you are aware and familiar later on". The expectations were very clear, from class assignments and participation to what we should take away from the course.</li> <li>• Matt has a super clean and organized course website that made it easy for us to look at the schedule, know what topic is being taught in advance, review previous materials, and potentially (most definitely) refer to in the future.</li> <li>• It was really obvious that Matt spent a lot of time preparing for every lecture and really thinking through assignments. Easily one of my most prepared instructors that I've had at Brown.</li> <li>• I think that the slides were informative and the assignments were well designed to help us learn.</li> <li>• Using coding examples to illustrate</li> <li>• His course was well structured and the contents were useful.</li> </ul>	

**Course:** Spring2024ECON2020S01: ECON2020 Spring24 S01 Applied Economics Analysis-S01  
**Instructor:** Matthew DeHaven \*  
**TA:** Eddie Wu  
**Response Rate:** 13/16 (81.25%)

**9 - Thinking about the overall course and its content, what specific recommendations would you have for Matthew DeHaven about changes that would enhance your learning? -**

<b>Response Rate</b>	7/16 (43.75%)
<ul style="list-style-type: none"> <li>• The course structure was really great! I might've liked 1-2 special topics (text analysis, web scraping, etc.), time permitting.</li> <li>• I think we could have dropped one or two of the latter topics to do a bit more with data and R. Scope seems to stretch a bit thin by the end. That being said, I am grateful to be familiar with some of the things we glanced at in the end.</li> <li>• not really, Matt is perfect.</li> <li>• I would have loved for the class to push us to get a little more hands on with coding in the assignments. I don't feel like this course helped me progress in my coding skills much at all, rather I learned about how I should organize a project which is a topic that is important but probably could have been summarized in a single reading.</li> <li>• I think putting as many lectures as possible in Jupyter notebook would make the class more engaging, being able to follow along and running the code. I understand that this may not be possible for all topics, but I think it helps to see how the code works rather than have slides where you're just imagining. I also think that students should be allowed to work in whatever coding language they are most comfortable in for the final project. It would help cut down on time spent on the project, which should definitely be a goal because of how crazy our other courses are. I also would have loved to see a lecture on web scraping and text analysis. I think that's something that most people will end up doing at some point or another.</li> <li>• Nothing</li> <li>• No advice is needed.</li> </ul>	

**10 - In what ways did Matthew DeHaven communicate the expectations for academic integrity (e.g. sufficient citations of source material; clarity on collaboration policy; clarity on what constitutes plagiarism)? What additional steps could Matthew DeHaven have taken to communicate these expectations? -**

<b>Response Rate</b>	3/16 (18.75%)
<ul style="list-style-type: none"> <li>• Very clear. No additional feedback.</li> <li>• State clearly during lectures</li> <li>• He mentioned them at the start of class.</li> </ul>	

**11 - Did Matthew DeHaven foster an environment where all students - including yourself - were treated with respect and their questions and perspectives welcomed? How did the instructor accomplish this? -**

<b>Response Rate</b>	7/16 (43.75%)
<ul style="list-style-type: none"> <li>• Absolutely, i think every student in Matt's class had a good experience, regardless of their technical background or knowledge at the beginning of the semester.</li> <li>• I cannot say enough good things about Matt. He nailed the culture of the course. There was a great level of respect and understanding present each class.</li> <li>• yes.</li> <li>• Matt took time to answer everybody's questions thoughtfully.</li> <li>• Yes</li> <li>• Yes</li> <li>• Yes, he was open to questions.</li> </ul>	

**12 - What would you like to say about this course to a student who is considering taking it in the future?**

<b>Response Rate</b>	6/16 (37.5%)
<ul style="list-style-type: none"> <li>• Do it. (ie give it back to Matt if he wants to teach again!!!)</li> <li>• super useful if you wanna do research. If not, reconsider it. If you take it, treat it seriously.</li> <li>• This course is good for learning how to structure the programming required to conduct a research project. Do not expect to learn how to write complex programs potentially needed for research.</li> <li>• It's a good course.</li> <li>• You will not regret taking it</li> <li>• This course is useful.</li> </ul>	

**Course:** Spring2024ECON2020S01: ECON2020 Spring24 S01 Applied Economics Analysis-S01  
**Instructor:** Matthew DeHaven \*  
**TA:** Eddie Wu  
**Response Rate:** 13/16 (81.25%)

**13 - My teaching assistant (Eddie Wu):**  
**was consistently prepared.**

Response Option	Weight	Frequency	Percent	Percent Responses	Means										
Strongly Agree	(5)	10	83.33%		4.91	4.59	4.61	4.61							
Agree	(4)	1	8.33%												
Neutral	(3)	0	0.00%												
Disagree	(2)	0	0.00%												
Strongly Disagree	(1)	0	0.00%												
N/A	(0)	1	8.33%												
					0	25	50	100							
					Question	Brown University	Division	Department							
Response Rate	Mean	STD	Median	Brown University	Mean	STD	Median	Division	Mean	STD	Median	Department	Mean	STD	Median
12/16 (75.00%)	4.91	0.30	5.00	13438	4.59	0.70	5.00	3315	4.61	0.67	5.00	1620	4.61	0.68	5.00

**13 - My teaching assistant (Eddie Wu):**  
**effectively engaged students (e.g. encouraged student participation; was responsive to questions; offered opportunities for discussion in pairs or small groups).**

Response Option	Weight	Frequency	Percent	Percent Responses	Means										
Strongly Agree	(5)	10	83.33%		5.00	4.55	4.56	4.58							
Agree	(4)	0	0.00%												
Neutral	(3)	0	0.00%												
Disagree	(2)	0	0.00%												
Strongly Disagree	(1)	0	0.00%												
N/A	(0)	2	16.67%												
					0	25	50	100							
					Question	Brown University	Division	Department							
Response Rate	Mean	STD	Median	Brown University	Mean	STD	Median	Division	Mean	STD	Median	Department	Mean	STD	Median
12/16 (75.00%)	5.00	0.00	5.00	13380	4.55	0.74	5.00	3304	4.56	0.74	5.00	1613	4.58	0.71	5.00

**13 - My teaching assistant (Eddie Wu):**  
**was responsive to students (e.g. was available during office hours; was responsive to questions; was responsive to requests to meet).**

Response Option	Weight	Frequency	Percent	Percent Responses	Means										
Strongly Agree	(5)	11	91.67%		4.92	4.60	4.62	4.64							
Agree	(4)	1	8.33%												
Neutral	(3)	0	0.00%												
Disagree	(2)	0	0.00%												
Strongly Disagree	(1)	0	0.00%												
N/A	(0)	0	0.00%												
					0	25	50	100							
					Question	Brown University	Division	Department							
Response Rate	Mean	STD	Median	Brown University	Mean	STD	Median	Division	Mean	STD	Median	Department	Mean	STD	Median
12/16 (75.00%)	4.92	0.29	5.00	13391	4.60	0.69	5.00	3301	4.62	0.67	5.00	1613	4.64	0.64	5.00

**13 - My teaching assistant (Eddie Wu):**  
**made content clear and understandable.**

Response Option	Weight	Frequency	Percent	Percent Responses	Means										
Strongly Agree	(5)	10	83.33%		5.00	4.53	4.55	4.58							
Agree	(4)	0	0.00%												
Neutral	(3)	0	0.00%												
Disagree	(2)	0	0.00%												
Strongly Disagree	(1)	0	0.00%												
N/A	(0)	2	16.67%												
					0	25	50	100							
					Question	Brown University	Division	Department							
Response Rate	Mean	STD	Median	Brown University	Mean	STD	Median	Division	Mean	STD	Median	Department	Mean	STD	Median
12/16 (75.00%)	5.00	0.00	5.00	13384	4.53	0.77	5.00	3307	4.55	0.76	5.00	1612	4.58	0.74	5.00

**Course:** Spring2024ECON2020S01: ECON2020 Spring24 S01 Applied Economics Analysis-S01  
**Instructor:** Matthew DeHaven \*  
**TA:** Eddie Wu  
**Response Rate:** 13/16 (81.25%)

**13 - My teaching assistant (Eddie Wu):**  
**provided clear feedback on assignments that improved my learning.**

Response Option	Weight	Frequency	Percent	Percent Responses	Means										
Strongly Agree	(5)	11	91.67%		5.00	4.51	4.51	4.59							
Agree	(4)	0	0.00%												
Neutral	(3)	0	0.00%												
Disagree	(2)	0	0.00%												
Strongly Disagree	(1)	0	0.00%												
N/A	(0)	1	8.33%	■											
					0	25	50	100							
					Question	Brown University	Division	Department							
Response Rate	Mean	STD	Median	Brown University	Mean	STD	Median	Division	Mean	STD	Median	Department	Mean	STD	Median
12/16 (75.00%)	5.00	0.00	5.00	13345	4.51	0.82	5.00	3288	4.51	0.82	5.00	1596	4.59	0.70	5.00

**13 - My teaching assistant (Eddie Wu):**  
**Overall, I rate this teaching assistant as effective.**

Response Option	Weight	Frequency	Percent	Percent Responses	Means										
Strongly Agree	(5)	11	91.67%		4.92	4.56	4.57	4.61							
Agree	(4)	1	8.33%	■											
Neutral	(3)	0	0.00%												
Disagree	(2)	0	0.00%												
Strongly Disagree	(1)	0	0.00%												
N/A	(0)	0	0.00%												
					0	25	50	100							
					Question	Brown University	Division	Department							
Response Rate	Mean	STD	Median	Brown University	Mean	STD	Median	Division	Mean	STD	Median	Department	Mean	STD	Median
12/16 (75.00%)	4.92	0.29	5.00	13316	4.56	0.73	5.00	3289	4.57	0.73	5.00	1607	4.61	0.68	5.00

**14 - What has been particularly effective about Eddie Wu's approach to teaching in this course?**

<b>Response Rate</b>	4/16 (25%)
<ul style="list-style-type: none"> <li>Eddie also crushed it. Comments were quick, clear, and useful. Super helpful during office hours, if you needed any problem solving / troubleshooting advice.</li> <li>Eddie was great!</li> <li>Fast response</li> <li>Quick and detailed feedback on assignments.</li> </ul>	

**15 - What specific advice would you have for Eddie Wu about changes that would enhance your learning?**

<b>Response Rate</b>	2/16 (12.5%)
<ul style="list-style-type: none"> <li>Nothing</li> <li>No advice is needed.</li> </ul>	

**16 - Would you recommend this course to other students all things considered and if taught by the same professor?**

Response Option	Weight	Frequency	Percent	Percent Responses
Yes	(1)	12	100.00%	
No	(2)	1	8.33%	■
<b>Response Rate</b> 12/16 (75%)				